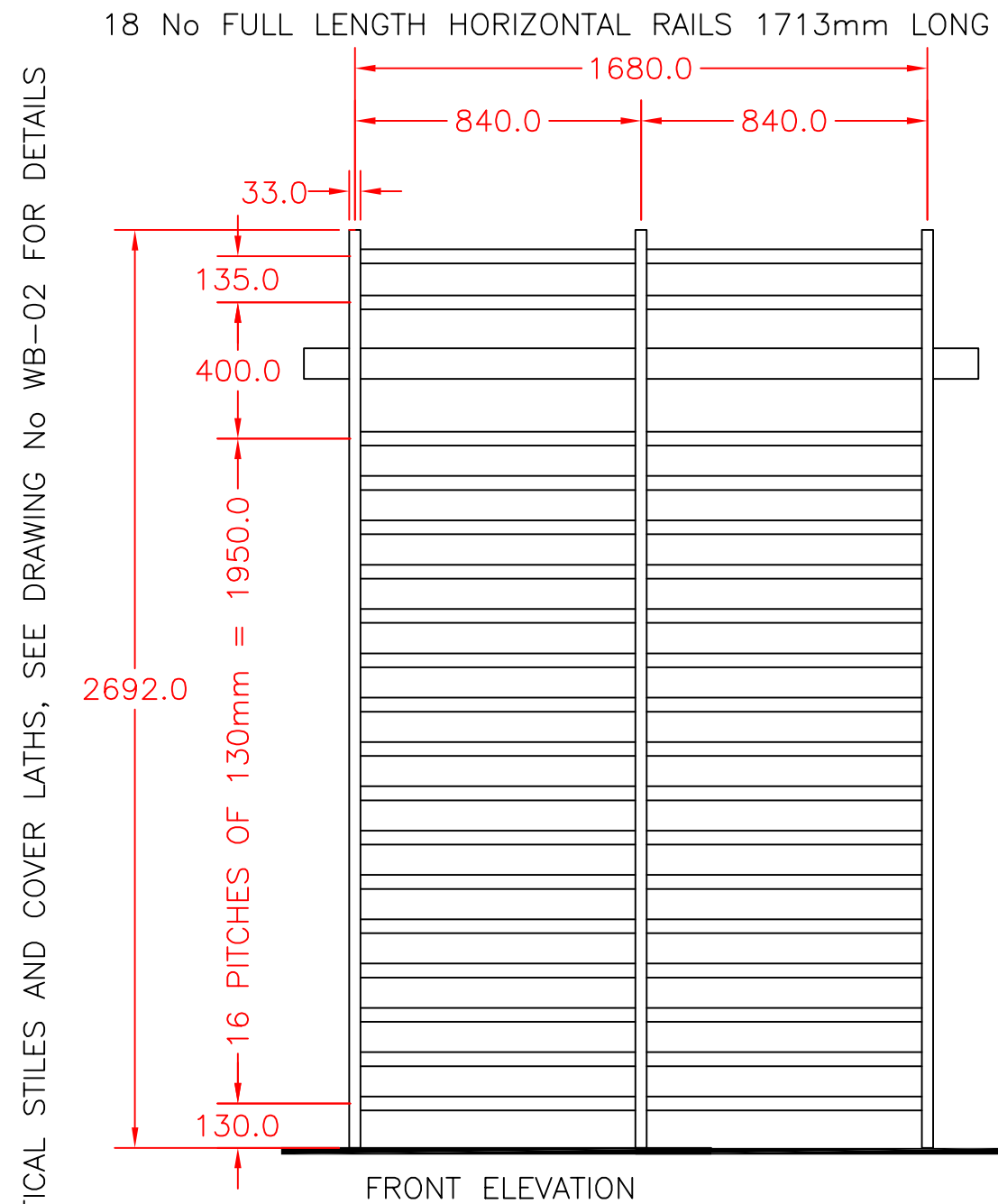
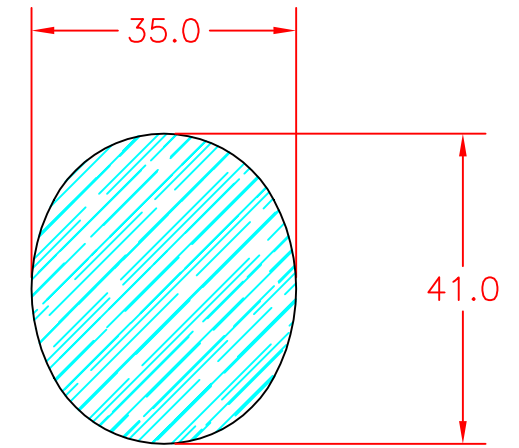
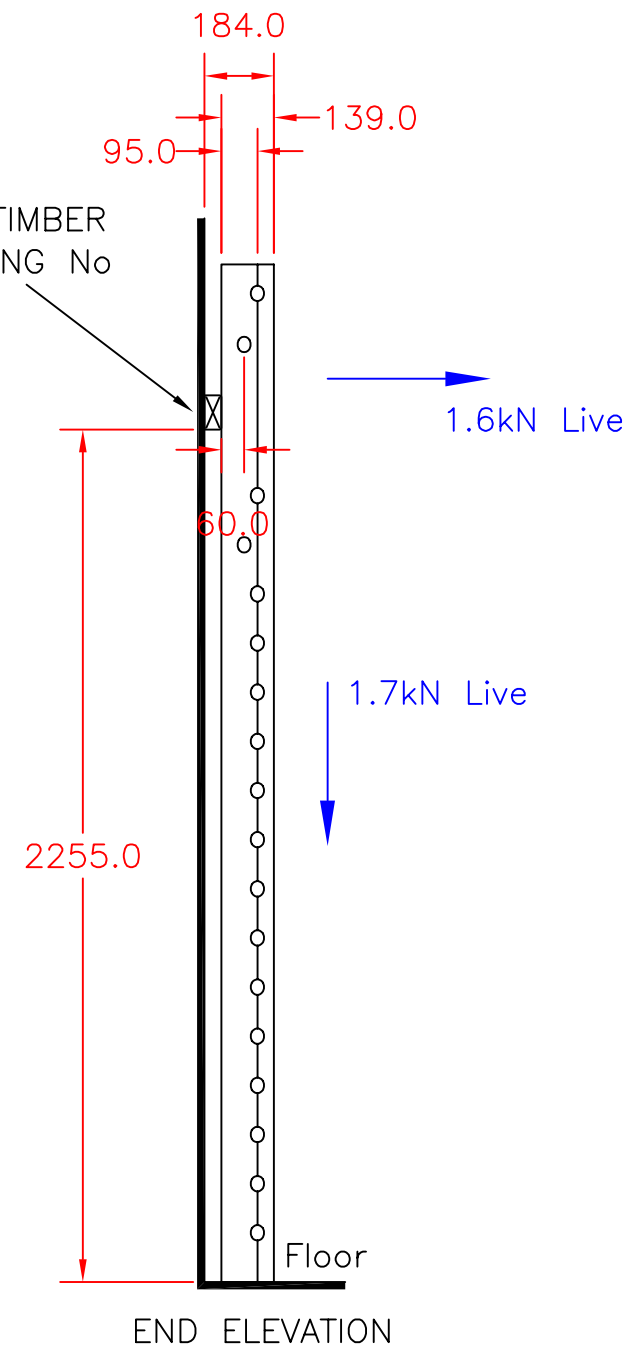


NOTE
 WALL BARS ARE FLOOR AND
 WALL FIXED (SEE DRAWING No
 WB-17 FOR DETAILS)

SECTION THRO' HORIZONTAL
 RAIL
 Parana pine
 Scale 1:1



HORIZONTAL FIXED TIMBER
 BEARER (SEE DRAWING No
 WB-16)



D: RC CSP2-2382 4/11/14. LOADING INFORMATION ADDED TO DRAWING.
 C: TJH, 27/08/03, CSP2-1757. STILE AND COVER LATH
 DRAWING REFERENCE INCORRECTLY REFERRED TO WB-01.
 B: NGK CSP2 1624 02/09/02 REDRAWN ON CAD



Continental Sports Limited
 Paddock, Huddersfield HD1 4SD
 Tel: Huddersfield (01484) 542051 Fax: (01484) 539148
 Website: <http://www.contisports.co.uk>
 E-Mail: sales@contisports.co.uk

TWO BAY - FIXED WALLBARS
 GENERAL ARRANGEMENT

THE WALLBARS ARE MADE TO B.S 1892
 PART 2 SECTION 1 1986

Tolerances as detailed on SPE001
 unless noted on the dimension.
 ALL DIMENSIONS ARE GIVEN IN
 MILLIMETRES.
 DO NOT SCALE OFF DRAWING.

scale	date	dr	rev
1:20	26/7/02	NGK	D
projection	dwg no		
	WB-11		